





























Year 5 and 6

13/9/21 – 17/9/21

This Learning at Home grid includes a variety of both digital and non-digital activities. You will need help from a parent/carer and the resources on Seesaw.

	Monday	Tuesday	Wednesday	Thursday	Friday
<p>Morning</p> <p>REMINDER: Check  for daily messages and links.</p>	<p>English</p> <p>Stage 3 Speeches</p> <p><u>Purpose:</u> Create and deliver an entertaining and engaging speech.</p> <p><u>Audience:</u> Teacher and family.</p> <p><u>Learning Intention:</u></p> <ul style="list-style-type: none"> • I will plan, compose and deliver a speech. <p><u>Success Criteria:</u></p> <ul style="list-style-type: none"> • I can organise key points in my plan. • I can use palm cards effectively. • I can maintain eye contact and use appropriate gestures. • I can control my voice and speak clearly. • I can deliver a speech that adheres to set time duration. 	<p>English</p> <p>Stage 3 Speeches</p> <p><u>Purpose:</u> Create and deliver an entertaining and engaging speech.</p> <p><u>Audience:</u> Teacher and family.</p> <p><u>Learning Intention:</u></p> <ul style="list-style-type: none"> • I will plan, compose and deliver a speech. <p><u>Success Criteria:</u></p> <ul style="list-style-type: none"> • I can organise key points in my plan. • I can use palm cards effectively. • I can maintain eye contact and use appropriate gestures. • I can control my voice and speak clearly. • I can deliver a speech that adheres to set time duration. 	<p>English</p> <p>Writing</p> <p>Activity assigned on </p> <p>Imaginative Text Writing Challenge 1</p> <p><u>Purpose:</u> Compose an imaginative text to entertain your audience.</p> <p><u>Audience:</u> Classmates and family.</p> <p><u>Learning Intention:</u></p> <ul style="list-style-type: none"> • I will plan and compose an imaginative text. <p><u>Success Criteria:</u></p> <ul style="list-style-type: none"> • My plan includes – characters, setting, story line. • I can compose an imaginative text using sentences and paragraphs. • I can use vocabulary and literary devices to engage the reader. 	<p>Library</p> <p>Activity assigned on </p> <p>English</p> <p>Writing</p> <p>Activity assigned on </p> <p>Imaginative Text Writing Challenge 2</p> <p><u>Purpose:</u> Compose an imaginative text to entertain your audience.</p> <p><u>Audience:</u> Classmates and family.</p> <p><u>Learning Intention:</u></p> <ul style="list-style-type: none"> • I will plan and compose an imaginative text. <p><u>Success Criteria:</u></p> <ul style="list-style-type: none"> • My plan includes – characters, setting, story line. • I can compose an imaginative text using sentences and paragraphs. • I can use vocabulary and 	<p>English</p> <p>Viewing:  </p> <p>With parent/carer guidance, watch BTN on ABC iView or online at https://www.abc.net.au/btn/</p> <p>Select one of the news items and:</p> <ul style="list-style-type: none"> - Summarise the key points of the news item - Explain to someone the key points. - Explain the purpose of the article/news item. <p>Word Work: Using your chosen BTN article/item, investigate the meaning of words you don't know or words that you find interesting and demonstrate the meaning of each word in a sentence.</p>

	<p>Reading: Go to </p> <p>https://app.pmecollection.com.au/login</p> <p>Read a book from the set list or a book from home (1 chapter) and work on a <i>Reading and Comprehension</i> task. </p> <p>Word Work: Practise your spelling words. Choose an activity from your Spelling Choice Board.</p>	<p>Reading: Go to </p> <p>https://app.pmecollection.com.au/login</p> <p>Read a book from the set list or a book from home (1 chapter) and work on a <i>Reading and Comprehension</i> task. </p> <p>Word Work: Practise your spelling words. Choose an activity from your Spelling Choice Board.</p>	<p>Reading: Go to </p> <p>https://app.pmecollection.com.au/login</p> <p>Read a book from the set list or a book from home (1 chapter) and work on a <i>Reading and Comprehension</i> task. </p> <p>Word Work: Practise your spelling words. Choose an activity from your Spelling Choice Board.</p>	<p>literary devices to engage the reader.</p> <p>Word Work: Practise your spelling words. Choose an activity from your Spelling Choice Board.</p>	<p>Reading: Go to </p> <p>https://app.pmecollection.com.au/login</p> <p>Read a book from the set list or a book from home (1 chapter) and work on a <i>Reading and Comprehension</i> task. </p>
Break	Break	Break	Break	Break	Break
Middle	<p>Mathematics</p> <p><u>Number Talk:</u> Do your own number talk at home on your whiteboard.</p> <div style="border: 1px solid black; border-radius: 15px; padding: 5px; margin: 10px 0;"> <p>Number Talk: $5 \times (9 - 2) =$ Do the parentheses (brackets) make a difference?</p> </div> <p>In the home-learning exercises (Seesaw or printed pack):</p> <ul style="list-style-type: none"> - Watch the Math Antics video on Order of Operations: https://youtu.be/dAgfnK528RA - Explain in your own words why mathematicians have agreed on an Order of Operations - Practice answering maths problems using Order of Operations <div style="border: 1px solid black; border-radius: 15px; padding: 5px; margin: 10px 0;"> <p> - Complete 2 Mathematics tasks.</p> </div>	<p>Mathematics</p> <p><u>Number Talk:</u> Do your own number talk at home on your whiteboard.</p> <div style="border: 1px solid black; border-radius: 15px; padding: 5px; margin: 10px 0;"> <p>Number Talk: $5 + 9 \times 8 - 1 =$</p> </div> <p>In the home learning exercises (Seesaw or printed pack):</p> <ul style="list-style-type: none"> - Review the Order of Operation rules - Investigation: <ul style="list-style-type: none"> o Come up with 3 problems that require Order of Operation Rules. o Test a series of calculators to see if they use the Order of Operations. <div style="border: 1px solid black; border-radius: 15px; padding: 5px; margin: 10px 0;"> <p> - Complete 2 Mathematics tasks.</p> </div>	<p>Mathematics</p> <p><u>Number Talk:</u> Do your own number talk at home on your whiteboard.</p> <div style="border: 1px solid black; border-radius: 15px; padding: 5px; margin: 10px 0;"> <p>Number Talk: $(4 + 5) \times (2 - 1) =$</p> </div> <p>In the home learning exercises (Seesaw or printed pack):</p> <ul style="list-style-type: none"> - Research units of measuring area: square metres, hectares, square kilometres - Choose the right area unit - Find examples of hectares and square kilometres listed on Real Estate websites, or national information websites <div style="border: 1px solid black; border-radius: 15px; padding: 5px; margin: 10px 0;"> <p> - Complete 2 Mathematics tasks.</p> </div>	<p>Mathematics</p> <p><u>Number Talk:</u> Do your own number talk at home on your whiteboard.</p> <div style="border: 1px solid black; border-radius: 15px; padding: 5px; margin: 10px 0;"> <p>Number Talk: $8373 \div 6$</p> </div> <p>Take a photo and upload to </p> <p>Complete 3 activities of your choice from the Weeks 8, 9 and 10 Mathematics Activity Grid (available on </p> <div style="border: 1px solid black; border-radius: 15px; padding: 5px; margin: 10px 0;"> <p> - Complete 2 Mathematics tasks.</p> </div>	<p>Mathematics</p> <p><u>Number Talk:</u> Do your own number talk at home on your whiteboard.</p> <div style="border: 1px solid black; border-radius: 15px; padding: 5px; margin: 10px 0;"> <p>Number Talk: $1000 - 438$</p> </div> <p>Take a photo and upload to </p> <p>101 and You're Out!</p> <p>You can find instructions, with a demonstration of this activity on this link: https://sites.google.com/education.nsw.gov.au/get-mathematical-stage-3/contexts-for-practise/101-and-youre-out</p> <p>Complete the student activity and upload your work on </p> <p>Library Complete the tasks from yesterday and upload to Seesaw. </p>

Break	Break	Break	Break	Break	Break
Afternoon	Geography  <i>What can everyday life be like in a country in Asia?</i> Complete the Seesaw activities or Home Learning Pack to explore: (Continued from last week) - Research a country in Asia that you don't know much about - Present research as an ebook, Google Doc, PowerPoint, etc.	PDH  <i>Know your Drinks</i> This learning task highlights the importance of drinking water and the negative consequences of having drinks high in sugar and caffeine. Have a look through the slides and watch video. Comment on slide 3. Add Response.	Science  <i>Earth's Place in our Solar System</i> This is the end of our Science unit for Term 3. In this lesson you will be required to reflect on your knowledge and understanding of " <i>Earth's Place in our Solar System</i> ". "I used to think... But now I know..." Complete the self reflection tasks in the Science Student Response activity and upload to Seesaw when completed.	Creative Arts  Drama: <i>BREAKING NEWS- Alien Sightings</i> You will continue working on this task from previous week. It is due at the end of the week. Task: to rehearse and film (for tv) or record voice (for radio) " <i>BREAKING NEWS</i> " segments on alien sightings in your local community. 1. Complete Student Assigned activities and upload (SAVE) completed Breaking News Segments to Seesaw. Resources required: Imaginative NEWS scripts (6 Segments) from the writing tasks in Week 9.	PE  <i>Boxing Workout or Hip Hop Fit Workout</i> Choose either the <i>Eye of the Tiger</i> Boxing Routine OR the Hip Hop Fit Workout. Plank for 1 minute. 10 push-ups. 20 squats. If accessing through a Home Learning Pack- Choose at least three activities from the <i>Olympic Games Movement Cards</i> .
Wellbeing	Complement yourself at least 3 times before you go to sleep tonight A history of you – create a timeline of your life to highlight all the events that were important to YOU, like when you met your friends for the first time, or your first day of school.	Smile at everyone you see today, including yourself Complete the following workout, https://www.youtube.com/watch?v=lfKiXcSuJPM	Find or think of a great joke and share it with as many people as possible " <i>Positive Postee</i> " – Write some positive messages on some slips of paper and hide them around where you live for your family to find	Reach out to a family member or friend and ask if you can help them in any way Complete this 'would you rather' workout video, https://www.youtube.com/watch?v=WXRlnbqqvKo	Make a list of all the things you could be when you're older. Don't be afraid to dream BIG! Congratulations, you have successfully made it through another week of learning. Wind down with this mindfulness session: https://www.youtube.com/watch?v=ZToicYcHIQU