



























# Year 3 and 4

16/8/21 – 20/8/21 




This pack includes a variety of both digital and non-digital activities. You will need help from a parent/carer and the resource pack from your teacher.

	Day 1	Day 2	Day 3	Day 4	Day 5
<b>Morning</b>	<p><b>English Spelling-</b> Look, say, cover, write and check (LSCWC) your spelling words. Choose five of your spelling words to write into sentences.</p> <p><b>Reading-</b> Login to Seesaw and complete the 'Soft Drink Advertisement' activity.</p>  <p><b>Writing-</b> Charlie and the chocolate factory. A zoom lesson with your teacher at <b>10am</b>.</p> 	<p><b>English Spelling-</b> LSCWC. Write your words in rainbow colours.</p> <p><b>Reading-</b> BTN- Feral Species Cost. Login to Seesaw, watch the BTN clip and answer the questions.</p>   <p><b>Writing-</b> Write your own advertisement. A zoom lesson with your teacher at <b>10am</b>.</p> 	<p><b>English Spelling-</b> LSCWC. Record how many syllables are in each of your words.</p> <p><b>Writing-</b> Continue working on your advertisement from yesterday.</p>	<p><b>English Spelling-</b> LSCWC. Create a wordsearch using your spelling words.</p> <p><b>Reading-</b> Login to Story Box and listen to a story of your choice. Tell your adult what the story was about. Who were the characters? What happened? Did anything interesting happen? How did the story end?</p>  <p><b>Writing-</b> Revising and editing my writing. A zoom lesson with my teacher at <b>10am</b>.</p> 	<p><b>English Spelling-</b> LSCWC. Ask an adult or family member to quiz you on your words.</p> <p><b>Reading-</b> Login to Seesaw and complete the activity 'Main idea: A picture paints a thousand words'.</p>  <p><b>Writing-</b> Publishing my work. A zoom lesson with my teacher at <b>10am</b>.</p> 
<b>Break</b>	Break	Break	Break	Break	Break

<p><b>Middle</b></p>	<p><b>Mathematics</b> Multiplication and division. A zoom lesson with your teacher at <b>1:30</b>.</p>  <p><b><u>Multiplication Toss</u></b> Login to Seesaw and watch the video to learn how to play and to find any resources you may need.</p> 	<p><b>Mathematics</b> Multiplication and division. A zoom lesson with your teacher at <b>1:30</b>.</p>  <p><b><u>Fact Family Triangles</u></b> Login to Seesaw to watch the clip and complete the activity.</p> 	<p><b>Mathematics</b> <b><u>Problem Solving</u></b> Login to Seesaw and complete the 'Box of Chocolates' array activity.</p> <p>What arrays can you find around your home? Take a picture and share your findings with your teacher on Seesaw.</p> 	<p><b>Mathematics</b> Multiplication and division. A zoom lesson with your teacher at <b>1:30</b>.</p>  <p>Login to Seesaw and complete the 'Multiplication and Division using the Split Strategy' activity.</p> 	<p><b>Mathematics</b> Multiplication and division. A zoom lesson with your teacher at <b>1:30</b>.</p>  <p><b><u>Multiplication</u></b> Make your own flashcards for the timetables of your choice. Practise your times tables. Ask someone at home to quiz you.</p>
<p><b>Break</b></p>	<p>Break</p>	<p>Break</p>	<p>Break</p>	<p>Break</p>	<p>Break</p>
<p><b>Afternoon</b></p>	<p><b>Geography</b> Watch the video- Nations of the world:  <a href="https://www.inquisitive.com/video/64-nations-of-the-world">https://www.inquisitive.com/video/64-nations-of-the-world</a> Complete the activities on seesaw.</p> 	<p><b>PD/H</b> Login to Seesaw and complete the 'Food Pyramid Activity'.</p> 	<p><b>Reading-</b> A zoom lesson with Mrs Mitchell at <b>2pm</b>.</p>  <p><b>Creative Arts</b> Complete the 'Still Life' art activity on Seesaw.</p> 	<p><b>Science</b> Read the eBook 'The Power of Sunlight'. It can be found at- <a href="http://inq.co/class/99p">http://inq.co/class/99p</a> code- 2746 Science and Technology The Sun, Earth and Moon.</p> <p>Complete the activity on Seesaw.</p> 	<p><b>PE</b> Skills: Catch and Throw. Watch the videos Get Skilled: Get Active - Catch  <a href="https://www.youtube.com/results?search_query=get+skilled+get+active+catch">https://www.youtube.com/results?search_query=get+skilled+get+active+catch</a> Get Skilled: Get Active - Throw  <a href="https://www.youtube.com/watch?v=EPI7KFwwiJI&amp;t=2s">https://www.youtube.com/watch?v=EPI7KFwwiJI&amp;t=2s</a> Complete Activities on Seesaw.</p> 
<p><b>Wellbeing</b></p>	<p>Choose an activity from the Wellbeing Choice Board to complete</p>	<p>Choose an activity from the Wellbeing Choice Board to complete</p>	<p>Choose an activity from the Wellbeing Choice Board to complete</p>	<p>Choose an activity from the Wellbeing Choice Board to complete</p>	<p>Choose an activity from the Wellbeing Choice Board to complete</p>

## Stage 2 Wellbeing Choice Board

Choose one activity from the grid to complete each day

Draw a picture of yourself doing something kind	Write a story together as a family	Tell a family member why you love them	Help set the table for dinner each night	Make a card to send to a friend
Choose a yoga lesson from Cosmic Kids Yoga (Youtube) to do 	Cook a yummy treat with an adult	List down the things that you are grateful for today	Create a family portrait	Think of a way to cheer up someone who is having a bad day
Play a board game with someone in your house	Make up some funny jokes	Ask your parent/carer to teach you a game they played when they were young	Write a letter to your teacher. Share with them how you are feeling about learning from home	Surprise your adult by doing a job for them that they would usually do

## Stage 2 Spelling Words

### Week 6

Group 1	Group 2	Group 3	Group 4	Theme words
<i>did</i>	<i>want</i>	<i>smaller</i>	<i>nicest</i>	
<i>but</i>	<i>who</i>	<i>blacker</i>	<i>wider</i>	
<i>with</i>	<i>there</i>	<i>blackest</i>	<i>widest</i>	
<i>was</i>	<i>their</i>	<i>blunter</i>	<i>finer</i>	
<i>saw</i>	<i>want</i>	<i>bluntest</i>	<i>finest</i>	
<i>symmetry</i>	<i>symmetry</i>	<i>symmetry</i>	<i>symmetry</i>	
<i>triangle</i>	<i>triangle</i>	<i>triangle</i>	<i>triangle</i>	
<i>estimate</i>	<i>estimate</i>	<i>estimate</i>	<i>estimate</i>	
<i>irregular</i>	<i>irregular</i>	<i>irregular</i>	<i>irregular</i>	
<i>quadrilateral</i>	<i>quadrilateral</i>	<i>quadrilateral</i>	<i>quadrilateral</i>	

*Groups 1 and 2: Look, say, cover, write and check your first 5 words every day and complete the spelling activity in your home learning grid. Talk about the meaning of the theme words with your adult. What subject do they link to? What do they mean?*

*Groups 3 and 4: Look, say, cover, write and check all the words in your list and complete the spelling activity in your home learning grid. Talk about the meaning of the theme words with your adult. What subject do they link to? What do they mean?*