



























Year 3 and 4

23/8/21 – 27/8/21



This pack includes a variety of both digital and non-digital activities. You will need help from a parent/carer and the resource pack from your teacher.

	Day 1	Day 2	Day 3	Day 4	Day 5
Morning	<p>English Spelling- Look, say, cover, write and check your spelling words. Write your words out in alphabetical order.</p> <p>Reading- Login to Story Box and listen to a story of your choice. Tell your adult what the story was about. Who were the characters? What happened? Did anything interesting happen? How did the story end?</p> <p>Writing- Imaginative writing. A zoom lesson with your teacher at 10am.</p>  	<p>English Spelling- Look, say, cover, write and check your spelling words. Write as many words as you can that rhyme with your spelling words.</p> <p>Reading- BTN- Episode 23. Login to Seesaw, watch the episode and answer the questions.</p>   <p>Writing- Imaginative writing. A zoom lesson with your teacher at 10am.</p>  	<p>English Spelling- Look, say, cover, write and check your spelling words. Red and blue words. Write the vowels in red and consonants in blue.</p> <p>Writing- Continue working on your imaginative text.</p> 	<p>English Spelling- Look, say, cover, write and check your spelling words. Left and right. Write your words once with your left hand and once with your right hand.</p> <p>Reading- Complete the 'One page reading fluency' activity on Seesaw.</p>  <p>Writing- Revising and editing your writing. A zoom lesson with your teacher at 10am.</p>  	<p>English Spelling- Look, say, cover, write and check your spelling words. Type your spelling words. Make each word a different font.</p> <p>Reading- Login to PM Readers and choose a book to read. Draw a picture to show what happened at the beginning, middle and end of the story.</p>  <p>Writing- Publish your imaginative text using Google Docs or paper from home.</p>

Break	Break	Break	Break	Break	Break
Middle	<p>Mathematics 2D Shapes- Symmetry A lesson with your teacher at 1:30pm. </p> <p>Login to Seesaw and complete the activity on 2D shapes- Symmetry </p>	<p>Mathematics 2D Shapes- Angles A lesson with your teacher at 1:30pm. </p> <p>Login to Seesaw and complete the activity on different types of angles. </p>	<p>Mathematics Problem solving: <i>Butterfly Tessellation activity</i>.</p> <p>Login to Seesaw and complete the activity Making Angles using online geoboard. </p>	<p>Mathematics 2D Shapes- Tessellating Shapes. A lesson with your teacher at 1:30pm </p> <p>Login to Seesaw and complete the activity Tessellating Shapes </p>	<p>Mathematics Angles- A lesson with your teacher at 1:30pm</p> <p>Login to Seesaw and complete the activity Angles in an irregular shape. </p>
Break	Break	Break	Break	Break	Break
Afternoon	<p>Geography China Study- What are the natural features of China? Read the eBook: Natural Features of China.</p> <p>Watch the video- Mount Everest https://www.inquisitive.com/video/65-mt-everest</p> <p>Complete the activity on </p>	<p>PDH Complete the Seesaw activity 'Plan a Healthy Meal'. </p>	<p>Reading- A zoom lesson with Mrs Mitchell at 2pm. </p> <p>Creative Arts- Use a pencil or crayon to make rubbings of leaves you find outside. Here are some examples:</p> 	<p>Science What happens when the Earth revolves around the Sun? Watch https://www.inquisitive.com/video/932-spinning-around Complete the activity on </p>	<p>PE Skill Practice: Kicking- Make a ball from a pair of socks. Use the legs of a chair as a set of goals. Kick your sock ball into the goals 100 times.</p> <p>Complete the activities on Seesaw: 'Go Noodle'  'Cosmic Yoga' 'Fitness'</p>
Wellbeing	Choose an activity from the wellbeing choice board to complete	Choose an activity from the wellbeing choice board to complete	Choose an activity from the wellbeing choice board to complete	Choose an activity from the wellbeing choice board to complete	Choose an activity from the wellbeing choice board to complete

Stage 2 Spelling Words

Week 7

Group 1	Group 2	Group 3	Group 4	Theme words
his	make	floor	watch	
her	where	doorstep	wallet	
him	play	indoor	swab	
will	little	outdoor	swallow	
here	help	floorboard	warrant	
landscape	landscape	landscape	landscape	
mountain	mountain	mountain	mountain	
natural	natural	natural	natural	
rainforest	rainforest	rainforest	rainforest	
vegetation	vegetation	vegetation	vegetation	

Groups 1 and 2: Look, say, cover, write and check your first 5 words everyday and complete the spelling activity in your home learning grid. Talk about the meaning of the theme words with your adult. What subject do they link to? What do they mean?

Groups 3 and 4: Look, say, cover, write and check all the words in your list and complete the spelling activity in your home learning grid. Talk about the meaning of the theme words with your adult. What subject do they link to? What do they mean?

Stage 2 Wellbeing Choice Board

Choose one activity from the grid to complete each day

Draw a picture of yourself doing something kind	Write a story together as a family	Tell a family member why you love them	Help set the table for dinner each night	Make a card to send to a friend
Choose a yoga lesson from Cosmic Kids Yoga (Youtube) to do 	Cook a yummy treat with an adult	List down the things that you are grateful for today	Create a family portrait	Think of a way to cheer up someone who is having a bad day
Play a board game with someone in your house	Make up some funny jokes	Ask your parent/carer to teach you a game they played when they were young	Write a letter to your teacher. Share with them how you are feeling about learning from home	Surprise your adult by doing a job for them that they would usually do

