



























Year 3 and 4

6/9/21 – 10/9/21



This pack includes a variety of both digital and non-digital activities. You will need help from a parent/carer and the resource pack from your teacher.

	Day 1	Day 2	Day 3	Day 4	Day 5
Morning	<p>English Spelling- Look, say, cover, write and check your spelling words. Choose five of your spelling words to use in a sentence.</p> <p>Reading- Login to Story Box and listen to a story of your choice. Choose a character to write a description on. Draw a picture to go with your description.</p> <p>Writing- Alliteration. A zoom lesson with your teacher at 10am.</p>  	<p>English Spelling- Look, say, cover, write and check your spelling words. Write your words in rainbow colours.</p> <p>Reading- BTN- Episode 25. Login to Seesaw, watch the clip and answer the questions.</p>   <p>Writing- Descriptions. A zoom lesson with your teacher at 10am.</p>  	<p>English Spelling- Look, say, cover, write and check your spelling words. Record how many syllables are in each of your words.</p> <p>Writing- Continue working on your description.</p> 	<p>English Spelling- Look, say, cover, write and check your spelling words. Create a wordsearch using your spelling words.</p> <p>Reading- Complete the 'Interpreting the picture' activity on Seesaw.</p>  <p>Writing- Revise and edit your writing. A zoom lesson with your teacher at 10am.</p>  	<p>English Spelling- Look, say, cover, write and check your spelling words. Ask an adult or family member to quiz you on your words.</p> <p>Reading- Login to PM Readers and choose a book to read. Complete the 'Responding to PM Reader Text' activity on Seesaw.</p>   <p>Writing- Publish your description text using Google Docs or paper from home.</p>
Break	Break	Break	Break	Break	Break

Middle	Mathematics Zoom 1:30pm with your teacher Compass directions & coordinates.  Seesaw- Leisure Land- Map skills and compass directions 	Mathematics Zoom 1:30pm with your teacher Position- Using a map.  Seesaw- Reading coordinates on a grid map. 	Mathematics Seesaw- Design a map using grid Coordinates. 	Mathematics Zoom 1:30pm with your teacher Place Value- Expanded notation.  Seesaw- Expanded notation activity. 	Mathematics Place Value- Ordering numbers- ascending & descending. Seesaw- Ordering numbers activity. 
Break	Break	Break	Break	Break	Break
Afternoon	Geography Independent Research - Country study.	PDH Login to Seesaw and complete the 'Kids Helpline' activity. 	Library/reading- Koolaburras Love to Laugh. A zoom lesson with Mrs Mitchell at 2pm .  Science Night and Day 	Creative Arts Login to Seesaw and complete the 'Colour Wheel' activity.  	PE Login to Seesaw and complete 'Fitness Slide 3'. 
Wellbeing	Make a timeline to show the main events in your life and to highlight when you achieved things for the first time (e.g. first steps, first day at school, first time you wrote your name).	Think about your favourite meal. Is it linked to a special celebration (e.g. birthday or religious event). Make a poster to display your family member's favourite meals.	Listen to some relaxing sounds (e.g. rain, beach, rainforest). How do they make you feel? Here are some examples.	Do some exercise. You could do some Cosmic Yoga or choose a Go Noodle .	Go for a walk outside. Look for different plants and animals. Take down notes and draw some pictures of your findings.

Stage 2 Spelling Words

Week 9

Group 1	Group 2	Group 3	Group 4
and	new	shady	warn
he	knew	shaky	warmth
bed	good	bony	dwarf
too	come	shiny	warden
up	home	slimy	swarm
habitat	habitat	habitat	habitat
environment	environment	environment	environment
continent	continent	continent	continent
Africa	Africa	Africa	Africa
Asia	Asia	Asia	Asia

THEME WORDS

Groups 1 and 2: Look, say, cover, write and check your first 5 words everyday and complete the spelling activity in your home learning grid. Discuss the theme words with your adult. What subject do they link to? What do they mean?

Groups 3 and 4: Look, say, cover, write and check all the words in your list and complete the spelling activity in your home learning grid. Discuss the theme words with your adult. What subject do they link to? What do they mean?