












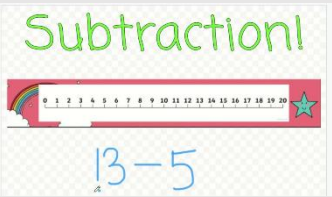
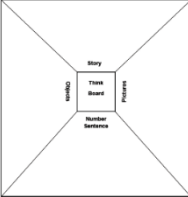
# K1B







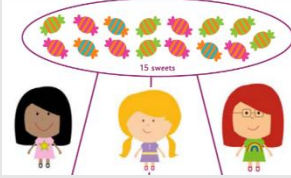










6/9/21 – 10/9/21



This pack includes a variety of both digital and non-digital activities. You will need help from a parent/carer and the resource pack from your teacher.

	Day 1	Day 2	Day 3	Day 4	Day 5
<b>Task</b>	Can you write down three things you are grateful for?	Can you clean your bedroom today?	Can you make your bed today?	Can you set the table for dinner tonight?	Can you organise your toys or books?
<b>Morning</b>	<p><b>9:00am English</b> Morning Circle Writing lesson</p> 	<p><b>English</b> Morning Circle Writing lesson</p> 	<p><b>English</b> Morning Circle Writing lesson</p> 	<p><b>English</b> Morning Circle Writing lesson</p> 	<p><b>English</b> No Morning Circle or Zoom Lessons today.</p>
	<p><b>Purpose-</b> plan ideas to use in our writing. <b>Audience-</b> Our class</p> <p><b>LI:</b> Write a description about the text. <b>SC:</b> 1. I can draw ideas and use adjectives in my writing.</p> <p><b>Modelled Text:</b>  Read the Poem: <a href="https://theschoolmagazine.com.au/resources/mudimals">https://theschoolmagazine.com.au/resources/mudimals</a></p> <p>Read the poem ‘The Mudimals’ Think about the words to</p>	<p><b>Purpose-</b> sequence a poem and add to the text. <b>Audience-</b> Our families</p> <p><b>Modelled Text:</b> Read the Poem: <a href="https://theschoolmagazine.com.au/resources/mudimals">https://theschoolmagazine.com.au/resources/mudimals</a></p> <p><b>LI:</b> I can draw, talk and write about the poem. </p> <p><b>SC:</b> 1.I can read my writing to know what comes next. 2.I can read my writing to check it makes sense for my audience.</p>	<p><b>Purpose-</b> to understand informative texts. <b>Audience-</b> K1B</p> <p><b>Modelled Text: ABC Kids Skateboarding news story.</b></p> <p><b>LI:</b> I can recall information in my writing. </p> <p><b>SC:</b> 1.I can read my writing to know what comes next. 2.I can read my writing to check it makes sense for my audience.</p>	<p><b>Purpose-</b> use visual information to make improvements to my writing. <b>Audience-</b> K1B</p> <p><b>Modelled Text:</b> There’s a Sea in my bedroom.</p> <p><b>LI:</b> Correct use of capital letters and full stops.</p> <p><b>SC:</b> 1.I can edit my writing to check I have correctly used capital letters and full stops.</p> <p>Explicit Teaching: <a href="https://vimeo.com/4235037">https://vimeo.com/4235037</a></p>	<p><b>Purpose-</b> using adjectives and verbs in writing. <b>Audience-</b> K1B</p> <p><b>LI:</b> Correct use of adjectives and verbs. <b>SC:</b> 1.I can use adjectives and verbs in my writing. </p> <p><b>Text:</b> Visual Stimulus: Look at the picture.</p>

	<p>describe the animals in the puddles.</p> <p>Draw a picture of the puddles and the animals in them in your workbook.</p> <p>Explicit Teaching:  <a href="https://sites.google.com/education.nsw.gov.au/guided-learning-packages/week-e/week-e-stage-1/monday?authuser=0">https://sites.google.com/education.nsw.gov.au/guided-learning-packages/week-e/week-e-stage-1/monday?authuser=0</a></p> <p><b>Daily 5</b> <span style="float: right;">PM</span></p> <ol style="list-style-type: none"> <li>1. Read a book to your family from your ePM shelf.</li> <li>2. Spelling Words (read and make 10 words).</li> <li>3. Vocabulary task on Seesaw: Choose either giant or mane as your focus word.</li> </ol> 	<p><b>Explicit Teaching:</b>  <a href="https://sites.google.com/education.nsw.gov.au/guided-learning-packages/week-e/week-e-stage-1/tuesday?authuser=0">https://sites.google.com/education.nsw.gov.au/guided-learning-packages/week-e/week-e-stage-1/tuesday?authuser=0</a></p> <p><b>Daily 5</b> <span style="float: right;">PM</span></p> <ol style="list-style-type: none"> <li>1. Read a book to your family from your epM shelf.</li> <li>2. English tasks on Study Ladder. <span style="border: 1px solid blue; padding: 2px;">Studyladder</span></li> <li>3. Design, draw and label a Mudimal.</li> </ol>	<p><b>Explicit Teaching:</b>  <a href="https://sites.google.com/education.nsw.gov.au/guided-learning-packages/week-e/week-e-stage-1/tuesday?authuser=0">https://sites.google.com/education.nsw.gov.au/guided-learning-packages/week-e/week-e-stage-1/tuesday?authuser=0</a></p> <p><b>Daily 5</b> <span style="float: right;">PM</span></p> <ol style="list-style-type: none"> <li>1. Read a book to your family from your epM shelf.</li> <li>2. Spelling Words (read and make 10 words).</li> <li>3. Write a letter to Miss Bull about what you are grateful for.</li> </ol>	<p><u>11</u></p> <p><b>Daily 5</b> <span style="float: right;">PM</span></p> <ol style="list-style-type: none"> <li>1. Read a book to your family from your epM shelf</li> <li>2. Phonics lesson on Seesaw.</li> </ol> <p>Kindergarten:  <a href="https://vimeo.com/5852229">https://vimeo.com/5852229</a>  <u>15</u>      Stage 1:  <a href="https://vimeo.com/5857420">https://vimeo.com/5857420</a>  <u>56</u></p> <ol style="list-style-type: none"> <li>3. Finish drawing and writing about your favourite toy.</li> </ol>	 <p>Think about your favourite place. Is it a holiday destination, a shop, cubby house, bedroom, local park or backyard?</p> <p>Tell someone about your favourite place. Describe it in detail using descriptive language.</p> <p><b>Daily 5</b> <span style="float: right;">PM</span></p> <ol style="list-style-type: none"> <li>1. Read a book to your family from your epM shelf.</li> <li>2. Spelling Words (read and make 10 words).</li> </ol>
<p><b>Break</b></p>	<p>Break</p>	<p>Break</p>	<p>Break</p>	<p>Break</p>	<p>Break</p>
<p><b>Middle</b></p>	<p><b>Mathematics</b> <span style="float: right;">zoom</span></p> <p>1. Number Talk</p>  <p>What do you notice? What do you wonder?      LI: To quantify collections</p>	<p><b>Mathematics</b> <span style="float: right;">zoom</span></p> <p>1. Number Talk      What do you see? What do you wonder?</p> 	<p><b>Mathematics</b> <span style="float: right;">zoom</span></p> <p>1. Number Talk      Think board about 23.</p> 	<p><b>Mathematics</b> <span style="float: right;">zoom</span></p> <p>1. Divide and divide:      Number Blocks episode:  <a href="https://iview.abc.net.au/video/ZW1974A080S00">https://iview.abc.net.au/video/ZW1974A080S00</a></p>	<p><b>Mathematics</b></p> <p>1. Independent Activity</p> <p>How many different ways can you share cookies?</p>

	<p>SC: I can read two-digit numbers. I can write and order two-digit numbers.</p> <p>Explicit Teaching: Quantifying a collection of objects: <a href="https://sites.google.com/education.nsw.gov.au/get-mathematical-stage-1/targeted-teaching/quantifying-collections-paddlepop-sticks-1">https://sites.google.com/education.nsw.gov.au/get-mathematical-stage-1/targeted-teaching/quantifying-collections-paddlepop-sticks-1</a></p> <p>Independent activity on Seesaw: </p> <p>Find a range of objects in your house and see how many different ways you can quantify them. Play Minute to Win It with someone in your family.</p> <p><a href="https://sites.google.com/education.nsw.gov.au/math-manipulative/counters">https://sites.google.com/education.nsw.gov.au/math-manipulative/counters</a></p>	<p>you notice?</p> <p>LI: Use and record a range of mental strategies for subtraction of one- and two-digit numbers SC: I can record a variety of strategies for solving.</p> <p>Explicit Teaching: Word Problem Focused lesson using pictures.</p> <p></p> <p>Independent activity: 1. Logon to Seesaw 2. Complete word problem task. 3. Continue maths tasks on Studyladder.</p> <p> </p>	<p>LI: Use and record a range of mental strategies for addition of one- and two-digit numbers SC: I can record a variety of strategies for solving.</p> <p>Explicit Teaching:</p> <p>Independent activity: Logon to Seesaw and complete the activity for today and work on addition and subtraction Study Ladder tasks.</p> <p> </p>	<p>Number Talk</p>  <p>12.30 Library Session with Mrs Mitchell. Scan QR code on Seesaw to view the story.</p>  <p>a) Draw a picture of your friend. List 5 words that describe your friend.</p> <p>b) Identify 5 adjectives in the story. Adjectives are describing words.</p> <p>c) Draw a lunch box for the monsters that would stop them from eating their friends. Label the items that you put in the lunchbox.</p> <p>d) Draw a monster. Put at least 3 labels on your drawing eg purple hair, 3 eyes....</p>	 <p>Show your understanding on Seesaw. </p> <p>Now complete your Studyladder activities. Remember your login details are on Seesaw.</p> <p>Movement Breaks:</p>  
<p><b>Break</b></p> <p><b>Afternoon</b></p>	<p>Break</p> <p><b>Geography</b> </p> <p>Finish speech about your special place for Week 10. We will present the speeches on Zoom next week.</p>	<p>Break</p> <p><b>PDH</b> </p> <p><b>The Human Body</b></p> <p>Look at the pictures and complete the two activities at the end: 'Our internal</p>	<p>Break</p> <p><b>Science</b> </p> <p>Weather changes</p>	<p>Break</p> <p><b>Creative Arts</b> </p> <p><b>Dance Lesson:</b> <a href="https://www.youtube.com/watch?v=qQeq9ryQUa4">https://www.youtube.com/watch?v=qQeq9ryQUa4</a></p>	<p>Break</p> <p><b>PE</b> </p> <p>Complete the activity 'Traditional Dances'. Learn a new dance: The Sid Shuffle Tutorial <a href="https://youtu.be/YSIJRHFpu">https://youtu.be/YSIJRHFpu</a></p>

**Remember:**  
**Topic for the speech: talk about a place that is special to you and explain why.**  
 Speeches should be around 1-2min in length.

organs - Location' and 'Our internal organs - 'Functions'. After you have done this you can click on the link and to 'The Skeleton Dance' and 'Dr Knickerbocker'.



Or choose an activity from the Science Week Choice Board on Seesaw.



Take a photo or video and add to Seesaw.

[Wu](#)  
 Find out about a dance from another country. What is the name of the dance? Learn the dance and perform for your family.  
**Reflection/Sharing:**  
 Complete the google form to share how you are going with your learning at home this week.

Link on Seesaw


**Wellbeing**




Complete 1 activity from your wellbeing choice grid.



Complete 1 activity from your wellbeing choice grid.



Complete 1 activity from your wellbeing choice grid.



Complete 1 activity from your wellbeing choice grid.



Complete 1 activity from your wellbeing choice grid.

