


































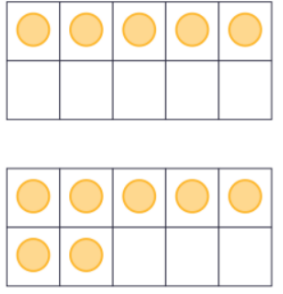







10B

11/10/21 – 16/10/21



This pack includes a variety of both digital and non-digital activities. You will need help from a parent/carer and the resource pack from your teacher. Remember to upload photos of your work each day so your teachers can check your work.

	Day 1	Day 2	Day 3	Day 4	Day 5
9:00am	English - Daily 5 Complete the literacy activities on Seesaw under Daily 5 .   	English - Daily 5 Complete the literacy activities on Seesaw under Daily 5 .   	English - Daily 5 Complete the literacy activities on Seesaw under Daily 5 .   	English - Daily 5 Complete the literacy activities on Seesaw under Daily 5 .   	English - Daily 5 Complete the literacy activities on Seesaw under Daily 5 .   
Morning	English - no zooms today Independent Writing  Read: Meet the Dullards by Sara Pennypacker and Daniel Salmieri We are learning to plan a persuasive text. 	English Morning Circle & Modelled Writing (9:30am): Whole class modelled writing - Compose  We are learning to compose a persuasive text. 	English Morning Circle & Modelled Writing (9:30am): Whole class modelled writing - compose  We are learning to compose a persuasive text. 	English Morning Circle & Modelled Writing (9:30am): Whole class modelled writing - revise and edit  We are learning to edit a persuasive text. 	English -no zooms today Independent Writing We are learning to publish a persuasive text. 

Break	Enjoy a break and have some lunch!	Enjoy a break and have some lunch!	Enjoy a break and have some lunch!	Enjoy a break and have some lunch!	Enjoy a break and have some lunch!
Middle	Mathematics Number Talk Ladybird cards collected - what do you notice?  We are learning to collect and create data. Independent activity: Complete the Outdoor Collect, Tally and Graph Activity. 	Mathematics zoom 12:30pm  We are learning to interpret and create data displays. Independent Activity: Complete the assigned Counting and Representing Data activity. 	Library Zoom - 12:30pm Complete the assigned Antarctica activity on SeeSaw.  Mathematics zoom 1:30pm  We are learning to record equivalent number sentences. Independent Activity: Complete the assigned Equivalent number sentences activity on seesaw. Number Talk How many ways can you make \$1? 	Mathematics zoom 12:30pm We are learning to record equivalent number sentences.  Independent activity: Complete the assigned Balance the number sentences activity. 	Mathematics Number Talk   We are learning to identify money. Independent activity: Complete the match coins and notes activity. 
Break	Enjoy a break	Enjoy a break	Enjoy a break	Enjoy a break	Enjoy a break
Afternoon	Geography complete the assigned task My Place in the World. 	PDH Complete the assigned task: Brushing teeth and having a Growth Mindset activities. 	Science complete the assigned task A plant is a living thing'. 	CAPA complete the Mouse for Sale activity. 	PE complete the activity Virtual PE Fitness. 




School is back!

Matrix



This matrix can be shared with students and families at the start of the new school term to help them re-engage with their learning.

Create an affirmation flower. Create a beautiful piece of art to display in your room or around your learning area with things you are proud of about yourself.	Create a postcard describing your school holidays. Share it with your teacher or a peer. (Or send it in the mail for them to receive in their letterbox!)	Find a magazine or newspaper and cut out some pictures that show what you would most like to learn about during the new school term. Create a collage.	Pick one of the following words... risk taker, success, courage, creativity or persistence. Create a mind map using words and pictures to describe your thoughts and feelings around this word.
	Write a list of some questions you have for your teacher. What are you worried or unsure about? What are you curious about? Share the list with your teacher.	Pick a new skill to learn. Perhaps there is a hobby or sport you have been wanting to try. Make a plan to help your skills development.	Rearrange your learning space. Find some inspirational quotes or pictures to put near your space to encourage you in the new term.
Make a playlist of fun music. During break times, have a small dance break to help give you extra energy!	Set up a reading nook or find a special place where you can go to read each day. This should be a place where you can 'escape' into a book, free of distraction.	Create a fancy new origami corner bookmark. Don't forget to leave space on the back to record all the books you read!	Set some new goals. Write a letter to yourself reflecting on what you are good at, where you would like to improve and how you can help others.
Research and make a healthy recess or lunch option. Consider what makes it healthy? Can you make changes to create your own new recipe?	Design a new learning space in your house. What would it look like, and what furniture or equipment would it need? Draw it!		 Pick four of your favourite emojis. Write an interesting narrative to go with these symbols.

EMPOWERING
LEARNING TOGETHER

This activity can be freely used by educators or families.
Resource created by Empowering Learning Together