



















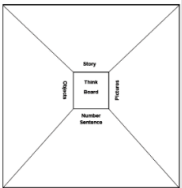




# K1B

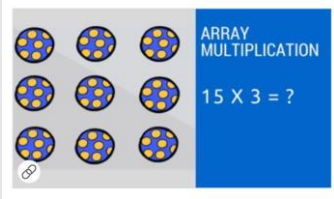













11/10/21 – 15/10/21



This pack includes a variety of both digital and non-digital activities. You will need help from a parent/carer and the resource pack from your teacher.

	Day 1	Day 2	Day 3	Day 4	Day 5
<b>Task: Care and Connect</b>	<b>My Favourite Place:</b> <a href="https://players.brightcove.net/6110393209001/default_default/index.html?videoid=6271095261001">https://players.brightcove.net/6110393209001/default_default/index.html?videoid=6271095261001</a>	How many things can you find around the house that starts with the same letter as your friends first name in one minute? 	Can you find all of these items in one minute? <ul style="list-style-type: none"> <li>shirt</li> <li>toothbrush</li> <li>piece of fruit</li> <li>hat</li> <li>pen</li> </ul> 	Stretch to start the day: <a href="https://players.brightcove.net/6110393209001/default_default/index.html?videoid=6271096697001">https://players.brightcove.net/6110393209001/default_default/index.html?videoid=6271096697001</a>	<b>Kindness Bucket:</b> Step 1. Find a bucket, bowl or cup Step 2. On three pieces of paper, write something kind. Step 3. Fill the bucket with the paper and give it to your person.
<b>Morning</b>	<b>English</b> Writing lesson   <b>LI-</b> Demonstrate an understanding of a range of texts. <b>SC-</b> 1.I can use print, visual and audio aspects to comprehend simple texts.  <b>Modelled Text:</b> Pig the Monster. <a href="https://www.youtube.com/watch?v=vFZ4av6tyCo">https://www.youtube.com/watch?v=vFZ4av6tyCo</a>  <b>Explicit Teaching:</b>	<b>English</b> Writing lesson   <b>LI-</b> Plan ideas for an orientation to a story.  <b>SC-</b> 1. I can plan characters for a spooky story. 2.I can plan when the story is taking place. 3.I can plan the setting of a spooky story.  <b>Modelled Text:</b> Creepy Pair of Underwear: <a href="https://www.youtube.com">https://www.youtube.com</a>	<b>Water Safety Lesson with Mrs Sandberg</b> Writing lesson   <b>Explicit Teaching:</b> Open Water Safety.  <b>Independent Activity:</b> Draw, Talk and Write about the being safe in the water.  <b>Daily 5</b> 1.Read a book to your family from your epM shelf. 2. Spelling Words (read, make and write). 	<b>English</b> Writing lesson   <b>Modelled Text:</b> Junk: <a href="https://www.youtube.com/watch?v=17j9FIXvUjI">https://www.youtube.com/watch?v=17j9FIXvUjI</a>  <b>LI:</b> Use word clues and visuals to understand an imaginative text. <b>SC:</b> I can look at the word clues/visuals to find the purpose and meaning of a text. <b>Explicit Teaching:</b> Create an additional narrative called 'The Ghost of Jasper'	<b>English</b> Writing lesson  <b>LI:</b> explore words that represent places. <b>SC:</b> 1.I can think of words that describe the setting.  <b>Text:</b> Visual Stimulus: Look at the picture of the jungle.

	<p>Becoming a text detective lesson focus. Discuss how the clues act to identify who or what were involved in particular events.</p> <p><b>Daily 5</b></p> <ol style="list-style-type: none"> <li>1. Spelling Words (read, make and write).</li> <li>2. Write some instructions</li> </ol> <p>Comprehension activity: Text Detective:</p> <table border="1" data-bbox="250 472 577 612"> <thead> <tr> <th colspan="3">Text Detective</th> </tr> <tr> <th>What I need to do</th> <th>What I am looking for</th> <th>What I found</th> </tr> </thead> <tbody> <tr> <td>Look at</td> <td>Title</td> <td></td> </tr> <tr> <td></td> <td>Pictures</td> <td></td> </tr> <tr> <td></td> <td>Topic</td> <td></td> </tr> </tbody> </table> <p>3. Read a book from your bookshelf on PM reader. </p>	Text Detective			What I need to do	What I am looking for	What I found	Look at	Title			Pictures			Topic		<p><a href="#">/watch?v=eAbEhukrIOs</a></p> <p><b>Explicit Teaching:</b> Halloween Story Maker</p> <p><b>Daily 5</b></p> <ol style="list-style-type: none"> <li>1. Spelling Words (read, make and write).</li> <li>2. Design your own pair of creepy underwear.</li> <li>3. Read a book from your bookshelf on PM reader. </li> </ol>	<p>3. Vocabulary task: focus word 'spooky'.</p> 	<p>O'Leary. <b>Independent Activity:</b> Draw, talk and write about the story.</p> <p><b>Daily 5</b> </p> <ol style="list-style-type: none"> <li>1. Read a book to your family from your epM shelf</li> <li>2. Handwriting/phonics lesson on Seesaw.</li> </ol> <p>Kindergarten: <a href="https://player.vimeo.com/video/595754397">https://player.vimeo.com/video/595754397</a></p> <p>Stage 1: <a href="https://player.vimeo.com/video/423515200">https://player.vimeo.com/video/423515200</a></p> <ol style="list-style-type: none"> <li>3. Work on writing: Complete writing task about the animation.</li> </ol>	 <p>Activity: Describe the</p> <ul style="list-style-type: none"> <li>• trees</li> <li>• stairs</li> <li>• buildings</li> <li>• shrubs or plants</li> <li>• branches</li> <li>• light/sunshine</li> </ul> <p><b>Daily 5</b> </p> <ol style="list-style-type: none"> <li>1. Read a book to your family from your epM shelf.</li> <li>2. Spelling Words (read and make 10 words).</li> <li>3. Word Chain: What words come to mind when you think about the jungle? Add these to your word chain.</li> </ol>
Text Detective																				
What I need to do	What I am looking for	What I found																		
Look at	Title																			
	Pictures																			
	Topic																			
<b>Break</b>	Break	Break	Break	Break	Break															
<b>Middle</b>	<p><b>Mathematics</b> </p> <p>1. Number Talk What do you see? What do you wonder?</p>  <p>LI: Use and record a range of mental strategies for multiplication SC: I can record a variety of</p>	<p><b>Mathematics</b> </p> <p>1. Number Talk What do you see? What do you wonder?</p>  <p>LI: To understand data collections. SC: I can interpret data collections. Explicit Teaching:</p>	<p><b>Mathematics</b> </p> <p>1. Number Talk Think board about 15.</p>  <p>LI: Use and record a range of mental strategies for addition of one- and two-digit numbers SC: I can record a variety of strategies for solving. Complete task and </p>	<p><b>Mathematics</b> </p> <p>1. How many different ways you can make \$2 using all the coins you can find in your house. For example, 10 ten-cent coins, or 20 five-cent coins. How else can you make a \$2?</p>  <p>Write down all the different ways you can</p>	<p><b>Mathematics</b></p> <p>1. Dot Card Talk:</p>  <p>Draw the dots in your workbook or on a whiteboard. How many dots are there altogether? How did you work it out? Can you draw other ways to</p>															


	<p>strategies for solving.</p> <p>Array Activity on Seesaw</p> 	<p>Compile data about the students favourite fruit and discuss.</p> <p>Independent activity: 3. Graph the insects</p> 	<p>Independent activity: Logon to Seesaw and complete the activity for today and work on addition and subtraction Study Ladder tasks.</p> 	<p>make \$2.00 on Seesaw.</p>   <p>12.30 Library Session with Mrs Mitchell. Scan QR code on Seesaw to view the story.</p>  <p>1. Click on the link for the book: <a href="https://storyboxlibrary.com.au/authors-and-illustrators/moira-court">https://storyboxlibrary.com.au/authors-and-illustrators/moira-court</a> Story Box Library: Username: jps Password: 2234 Activity: Record the names of 3 animals that live in Antarctica.</p>	<p>show the number. Now complete your Studyladder activities. Remember your login details are on Seesaw.</p>  <p>Movement Break: Yoga Poses:</p> 
<p><b>Break</b></p>		<p><b>Break</b></p>	<p><b>Break</b></p>	<p><b>Break</b></p>	<p><b>Break</b></p>
<p><b>Afternoon</b></p>	<p><b>Geography</b></p>  <p><b>Kindergarten</b> Brainstorm: What things do you usually find on a map?  Pre Assessment: Find the following places listed in the KEY on the treasure map and colour them in.</p> <ol style="list-style-type: none"> <li>1.start</li> <li>2.path</li> <li>3.treasure</li> <li>4.lake</li> </ol>	<p><b>PDH</b></p>  <p><b>I can keep safe in and around water.</b>  Watch <i>Despicable Me and Leisel Jones Swim Safety Video</i> on YouTube: <a href="https://youtu.be/iNO18rEMR1o">https://youtu.be/iNO18rEMR1o</a>  (If you can't watch YouTube; look at the slides and discuss them with an adult).  Draw yourself swimming</p>	<p><b>Science</b></p>  <p>The Needs of Plants  Follow the lesson sequence: <a href="https://fieldofmar-e.schools.nsw.gov.au/programs/primary-excursions/early-stage-1/teddy-bears-picnic/supporting-student-activities/lesson-3-the-needs-of-plants.html">https://fieldofmar-e.schools.nsw.gov.au/programs/primary-excursions/early-stage-1/teddy-bears-picnic/supporting-student-activities/lesson-3-the-needs-of-plants.html</a> Activity: <b>Working like a</b></p>	<p><b>Creative Arts</b></p>  <p><b>Drama Lesson:</b>  Mouse for Sale: <a href="https://vimeo.com/54241317">https://vimeo.com/54241317</a>  Think about the emotion, tension and mood of the short film.  Post a photo on Seesaw showing your facial expression about how this clip made you feel.</p>	<p><b>PE</b></p>  <p>Watch the GetActive@Home video about Throwing: <a href="https://vimeo.com/419847269">https://vimeo.com/419847269</a></p> 

- 5. mountains
- 6. swamp
- 7. trees
- 8. trap

**Year 1**  
People and Places Slides and activities on Seesaw.



between the flags on the beach.



**scientist**

- Look for plants outside and inside.
- Observe the features of your plant.
- Open the [plant checklist](#) in Seesaw.
- Use the plant checklist to see if the plant has sun, water and air.
- Is the plant healthy or unhealthy?

Complete the Throwing Challenges on the Activity Card in Seesaw.

Upload a video of yourself to Seesaw doing one of the throwing challenges.

**Wellbeing**



Complete 1 activity from your wellbeing choice grid.

Complete 1 activity from your wellbeing choice grid.

Complete 1 activity from your wellbeing choice grid.

Complete 1 activity from your wellbeing choice grid.

Complete 1 activity from your wellbeing choice grid.