








K1B

5/10/21 – 8/10/21



This pack includes a variety of both digital and non-digital activities. You will need help from a parent/carer and the resource pack from your teacher.

	Day 1	Day 2	Day 3	Day 4	Day 5
Task: Care and Connect		How many things can you find around the house that starts with the same letter as your first name in one minute? 	Can you find all of these items in one minute? <ul style="list-style-type: none"> • sock • toothbrush • piece of fruit • spoon • pencil 	Sit outside for 2 minutes and listen carefully, what can you hear?	Draw a picture of something you miss doing. It might be a sport you play or a place you like to visit.
Morning	PUBLIC HOLIDAY 	English Writing lesson  LI- Demonstrate an understanding of a range of texts. Success Criteria- 1.I can use print, visual and audio aspects to comprehend simple texts. Modelled Text: Pig the Pug: https://www.youtube.com/watch?v=Qlu3ik-qfJw Explicit Teaching:	English Writing lesson  Purpose- Persuade Pig the Pug's owner that his behaviour is not acceptable. Audience- Pig's owner Learning Intention- Planning ideas for writing Success Criteria- 1.I can draw/ write reasons why his behaviour is bad. Explicit Teaching: Modelled writing with	English Writing lesson  Modelled Text: Informative text about a dog:  LI: Use word clues to understand an informative text. SC: I can look at the word clues to find the purpose of a text.	English Writing lesson LI: explore words that represent places. SC: 1.I can think of words that describe the beach. Text: Visual Stimulus: Look at the picture of the beach.

Becoming a text detective lesson focus. Discuss how the clues act to identify who or what were involved in particular events.

Daily 5

1. Spelling Words (read, make and write).
 2. Write some instructions
- Comprehension activity:
Text Detective:

Text Detective		
What I need to do	What I am looking for	What I found
Look at	Title	
	Pictures	
	Topic	


3. Read a book from your bookshelf on PM reader.



teacher.
Independent Activity:
Draw, Talk and Write about the story.

Daily 5

1. Read a book to your family from your epM shelf.
2. Spelling Words (read, make and write).
3. Vocabulary task: focus word 'greedy'.



Explicit Teaching: Anchor chart for persuasive vocabulary.

Independent Activity:

Draw, talk and write about persuasive language used.

Daily 5

1. Read a book to your family from your epM shelf
2. Handwriting lesson on Seesaw.



Kindergarten:

<https://vimeo.com/583582981>

Stage 1:

<https://vimeo.com/415859848>

3. Work on writing: Water is the best drink for kids: write a persuasive text to explain why.



Activity:

https://players.brightcove.net/6110393209001/default_d/default/index.html?videoId=6269698942001

Daily 5

1. Read a book to your family from your epM shelf.
2. Spelling Words (read and make 10 words).
3. Word Chain: What words come to mind when you think about the beach? Add these to your word chain.



Break Middle

Break

Break

Mathematics

1. Number Talk
- What do you see? What do you wonder?



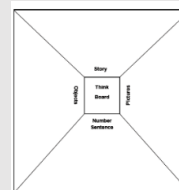
LI: Use and record a range of mental strategies for balancing numbers.
SC: I can record a variety of strategies for solving.
Explicit Teaching:



Break

Mathematics

1. Number Talk
- Think board about 28.



LI: Use and record a range of mental strategies for addition of one- and two-digit numbers
SC: I can record a variety of strategies for solving.



Break

Mathematics

1. How many different ways you can make \$1 using all the coins you can find in your house. For example, 10 ten-cent coins, or 20 five-cent coins. How else can you make a \$1?



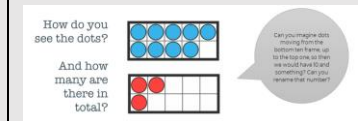
Write down all the

















Break

Mathematics


1. Dot Card Talk:
- <https://player.vimeo.com/video/417108794>



Draw the dots in your workbook. How many dots are there altogether? How did you work it out?
Can you draw other ways to show the number.

		<p>https://player.vimeo.com/video/420468362 https://player.vimeo.com/video/420485229</p>  <p>Independent activity: 1. Logon to Seesaw to share your drawing and thinking. -How many more bears do you think are needed to make the scales balance? -What's an estimate that is way too high? -What's an estimate that is way too low? -What's an estimate that you think is reasonable? -Share your drawing to represent your thinking with your teacher or someone from home. 3. Continue maths tasks on Studyladder.</p> 	<p>Complete task and submit on Seesaw.</p>  <p>Independent activity: Logon to Seesaw and complete the activity for today and work on addition and subtraction Study Ladder tasks.</p> 	<p>different ways you can make \$1.00 on Seesaw.</p>   <p>12.30 Library Session with Mrs Mitchell. Scan QR code on Seesaw to view the story.</p>  <p>1. Click on the link for the book: The Family Hour In Australia</p> <p>https://storyboxlibrary.com.au/stories/the-family-hour-in-australia</p> <p>Story Box Library: Username: jps Password: 2234</p> <p>Information that I learned from reading this book:</p>	<p>Now complete your Studyladder activities. Remember your login details are on Seesaw.</p>  <p>Movement Breaks:</p>  
<p>Break</p>		<p>Break</p>	<p>Break</p>	<p>Break</p>	<p>Break</p>
<p>Afternoon</p>		<p>PDH</p>  <p>What does it mean to be healthy?</p> <p>How can we be healthy? (eat healthy foods, drink water, exercise, get enough sleep, rest, mindfulness, etc) Watch <i>What Do Humans Need to Stay Healthy</i>. https://youtu.be/UxnEuj1c0s <u>w</u> Look through the slides <i>Why do we need exercise?</i></p>	<p>Science</p>  <p>The Needs of Living Things</p> <p>Follow the lesson sequence:</p> <p>https://fieldofmar-e.schools.nsw.gov.au/programs/primary-excursions/early-stage-1/teddy-bears-picnic/supporting-student-activities/lesson-2-the-needs-of-animals.html</p>	<p>Creative Arts</p>  <p>Performing Arts Choice Board. Take a photo or video and add to Seesaw.</p>	<p>PE</p>  <p>You will need rolled up socks, a soft toy or a small ball.</p> <p>Follow the link in Seesaw to watch the episode and join in the catching fun with Sam and Victor. https://vimeo.com/413420570</p> <p>Complete the Catching Challenges on the Activity Card.</p>

Students to draw and write about their favourite physical activity. Share work on Seesaw.



Activity: Is my animal healthy?



STEM Challenge: Make your own habitat.


https://www.youtube.com/watch?v=MWc964_iLGM




Wellbeing




Complete 1 activity from your wellbeing choice grid.



Complete 1 activity from your wellbeing choice grid.



Complete 1 activity from your wellbeing choice grid.



Complete 1 activity from your wellbeing choice grid.

